


Graphite Filled Klinger Maxiflex ANSI



CR

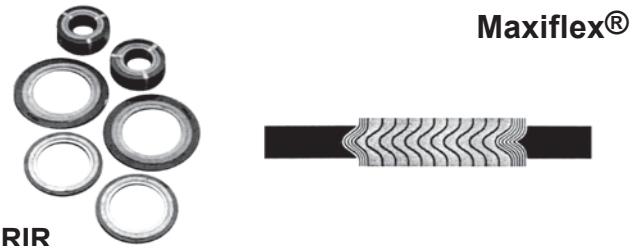
Applications: a wide range of media including steam, oil, hydrocarbons and many chemicals.

- Medium pressure gasket designed for raised and flat face applications.
- Excellent tightness properties even under fluctuating load.
- Easy to handle and install.
- For class 900 and above we recommend the use of an inner ring.

Specifications

Type : CR
Material : Graphite/316L : element
Carbon Steel : centering ring
Max. temperature : 450°C - 550°C
Max. pressure : 100 bar
Thickness : 4.5 mm
Suitability : for flanges to B 16.5
Winding strip and inner ring are available in a wide range of metallic materials.

This is a standard Spiral Wound Gasket whose windings and construction are similar to the type 'R' but where the sealing element is securely fitted into a machined groove in a bore of a solid metal ring. This ring acts as both a centring device for easy location within the flange bolt circle and also a limit compression stop to prevent the gasket from being overloaded and crushed. Used on standard piping systems where it is located on the inside of the bolt circle by means of a 3.2 mm (1/8") thick centring ring. The standard gasket is 4.4 mm (0.175") thick. Suitable for service on the whole range of ASA 150-2, 500 series, API.601, BS.3381, BS.4504, BS.4865, BS.3293, API.605, MSS.SP44, DIN, AFNOR and other national standards.



CRIR

Applications: a wide range of media including steam, oil, hydrocarbons and many chemicals.

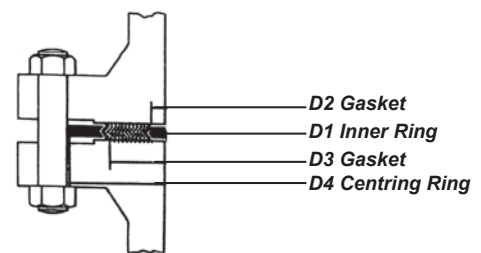
- High pressure gasket designed for raised and flat face applications.
- Excellent tightness properties even under fluctuating load.
- Easy to handle and install.
- Inner ring protects windings against media and adds stability at higher pressures.

Specifications

Type : CRIR
Material : Graphite/316L : element
Carbon Steel : centering ring
316L : innerring
Max. temperature : 450°C - 550°C
Max. pressure : 430 bar
Thickness : 4.5 mm
Suitability : for flanges to B 16.5
Winding strip, centering ring and inner ring are available in a wide range of metallic materials.

The winding and construction including the centring ring is similar to the style 'CR' but a 3.2mm (1/8") thick solid metal inner ring is fitted into the gasket bore. Used on standard piping systems in arduous or critical service conditions. The inner ring prevents turbulence and erosion damage to the flange faces at the bore and also acts as a shield to protect the gasket bore and inner windings.

Type CR and CRIR for ANSI B16.5 Flanges (API 601)													
Flange Size (NPS)	Inner Ring Internal Dia. D1		Sealing Element (Gasket) Internal Dia. D2			Gasket Outside Dia. D3		Center Ring Outside Dia. D4					
	inch	mm	150-600	900	150/300	400/600	900	150/600	900/2500	150	300	400	600
1/2	15	14.22 ²	Note2	19.1	19.1	19.1	31.8	31.8	47.8	54.1	54.1	54.1	63.5
3/4	20	20.57 ²	Note2	25.4	25.4	25.4	39.6	39.6	57.2	66.8	66.8	66.8	69.9
1	25	26.92 ²	Note2	31.8	31.8	31.8	47.8	47.8	66.8	73.2	73.2	73.2	79.5
1 1/4	32	38.10 ²	Note2	47.8	47.8	39.6	60.5	60.5	76.2	82.6	82.6	82.6	88.9
1 1/2	40	44.45 ²	Note2	54.1	54.1	47.8	69.9	69.9	85.9	95.3	95.3	95.3	98.6
2	50	55.62 ²	Note2	69.9	69.9	58.7	85.9	85.9	104.9	111.3	111.3	111.3	143.0
2 1/2	65	66.65	Note2	82.6	82.6	69.9	98.6	98.6	124.0	130.3	130.3	130.3	165.1
3	80	81.02 ²	81.02	101.6	101.6	95.3	120.7	120.7	136.7	149.4	149.4	149.4	168.4
4	100	106.42	106.42	127.0	120.7	120.7	149.4	149.4	174.8	181.1	177.8	193.8	206.5
5	125	131.82	131.82	155.7	147.6	147.6	177.8	177.8	196.9	215.9	212.9	241.3	247.7
6	150	157.22	157.22	182.6	174.8	174.8	209.6	209.6	222.3	251.0	247.7	266.7	289.1
8	200	215.90	209.55	233.4	225.6	222.2	263.7	257.3	279.4	308.1	304.8	320.8	358.9
10	250	268.22	260.35	287.3	274.6	276.4	317.5	311.2	339.9	362.0	358.9	400.1	435.1
12	300	317.50	314.45	339.9	327.2	323.9	374.7	368.3	409.7	422.4	419.1	457.2	498.6
14	350	349.25	342.90	371.6	362.0	355.6	406.4	400.0	450.9	485.9	482.6	492.3	520.7
16	400	400.05	393.70	422.4	412.8	412.8	463.6	457.2	514.4	539.8	536.7	565.2	574.8
18	450	449.32	444.50	474.7	469.9	463.6	527.1	520.7	549.4	596.9	593.9	612.9	638.3
20	500	500.12	495.30	525.5	520.7	520.7	577.9	571.5	606.5	654.1	647.7	682.8	698.5
24	600	603.25	603.25 ⁴	628.7	628.7	628.73	685.8	679.4	717.6	774.7	768.4	790.7	838.2



NOTE 1: Inner ring I.D. for 1/2"-1" NPS, all ratings not specified by API 601 dimensions shown are manufacturers standard - purchaser to specify if different dimension required.

NOTE 2: There are no Class 400 flanges NPS 1/2" through 3" (use Class 600); nor Class 900 flanges NPS 1/4" through 2 1/2" (use Class 1500); nor Class 2500 flanges NPS 14" and larger.

NOTE 3: All sizes are suitable for flange bores equivalent to Schedule 40 pipe or smaller, except NPS 1 1/4" Class 1500 and 2500, and NPS 12", Class 2500, which require Schedule 80, and NPS 8" and 10" Class 2500, which require Schedule 60.

NOTE 4: Inner rings are required for Class 900, NPS 24" gaskets, Class 1500, NPS 12" through NPS 24" gasket and Class 2500, NPS 4" through NPS 12" gaskets.

NOTE 5: The inner rings inside diameters shown for NPS 1 1/2" through NPS 2 1/2" in Classes 1500 and 2500 will produce inner ring widths of 3.05 mm, a practical minimum for production purposes.